

# Clutch Speed Sensor Kit

Part #SNS-5500, #SNS-5501



## Clutch Speed Sensor Kit Contents

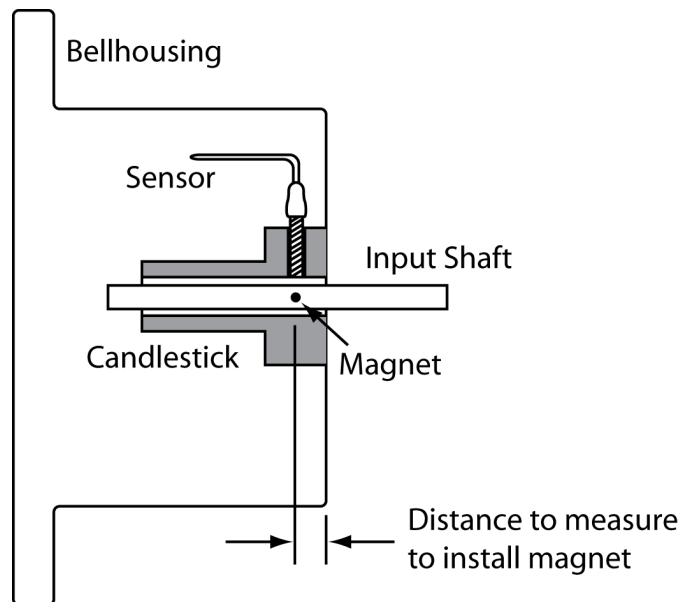
- 1 - Stainless Threaded Body Hall-Effect Omni-Polar Speed Sensor with Internal Pull-up Resistor
- 2 - Magnets
- 1 - 1/4" Cobalt Drill Bit
- 1 - Harness with 4-pin CPC Mate to Speed Sensor Connector, 10-Foot length, Unterminated End

If any of the above items are missing, please contact Powertrain Control Solutions.

Two sensors are available. These are listed below.

Kit Part Number	Sensor
SNS-5500	3/8"-24
SNS-5501	5/16"-24

## Installation



Measure the distance from the outside of the bellhousing to the center of the sensor hole in the candlestick as shown in the figure. Mark this distance on the input shaft of the transmission. Drill a 0.325" deep hole in the input shaft (drill bit included with kit) so the magnet will sit flush in the shaft. Epoxy the magnet in the hole. Only one magnet is required, one extra magnet is provided in the kit. Screw the sensor into the threaded hole in the candlestick. The sensor should be flush with the inside of the candlestick but not protruding into the inner hole.

# Clutch Speed Sensor Kit

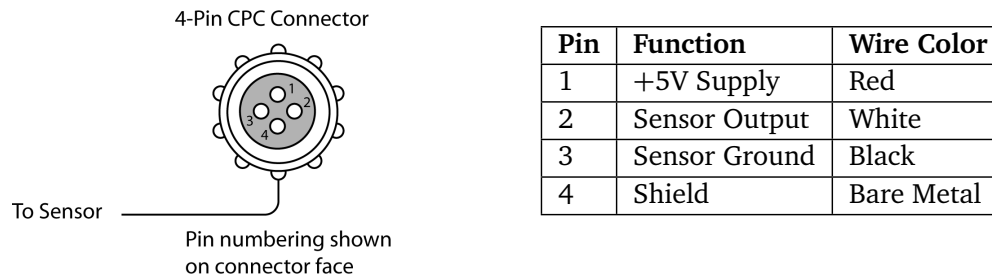
Part #SNS-5500, #SNS-5501



## Electrical Connection

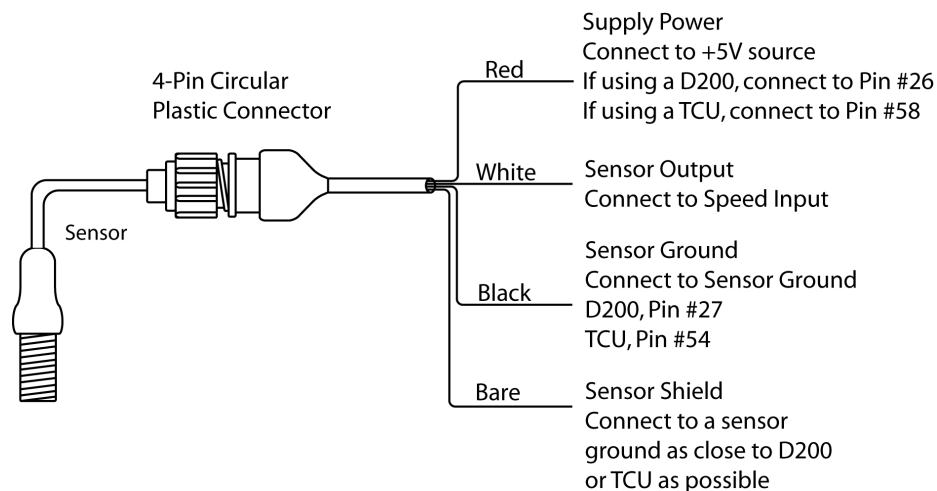
The mate to the clutch speed sensor is a 4-way circular plastic connector. The connector and wires are included with the purchase of a sensor. Additional connection kits are available from PCS.

The pinout of the speed sensor is shown below.



NOTE: The speed sensor contains a 2200-ohm internal pull-up resistor between power supply (Pin 1) and sensor output (Pin 2).

NOTE: The sensor will trigger from either north or south pole magnets.



## Replacement Parts

This kit includes everything to measure shaft rotation. If replacement magnets or sensors are needed, they can be ordered with the part numbers shown below.

- Magnet Kit - Part #SNS-5010
- Stainless 3/8"-24 Threaded Body Hall-Effect Omni-Polar Speed Sensor with Internal Pull-up Resistor and two 3/8"-24 Nuts - Part #SNS-5000
- Stainless 5/16"-24 Threaded Body Hall-Effect Omni-Polar Speed Sensor with Internal Pull-up Resistor and two 5/16"-24 Nuts - Part #SNS-5005