

Driveshaft Speed Sensor Kit

Part #SNS-5001, #SNS-5002, #SNS-5003, #SNS-5004



Speed Sensor Kit Contents

- 1 - Two Piece Collar with Two Magnets Installed
- 2 - Stainless #8-32 x 1/2" with split lock washers
- 1 - Sensor Bracket*
- 1 - Stainless 3/8"-24 Threaded Body Hall-Effect Omni-Polar Speed Sensor with Internal Pull-up Resistor and two 3/8"-24 Nuts*
- 1 - Harness with 4-pin CPC Mate to Speed Sensor Connector, 10-Foot length, Unterminated End

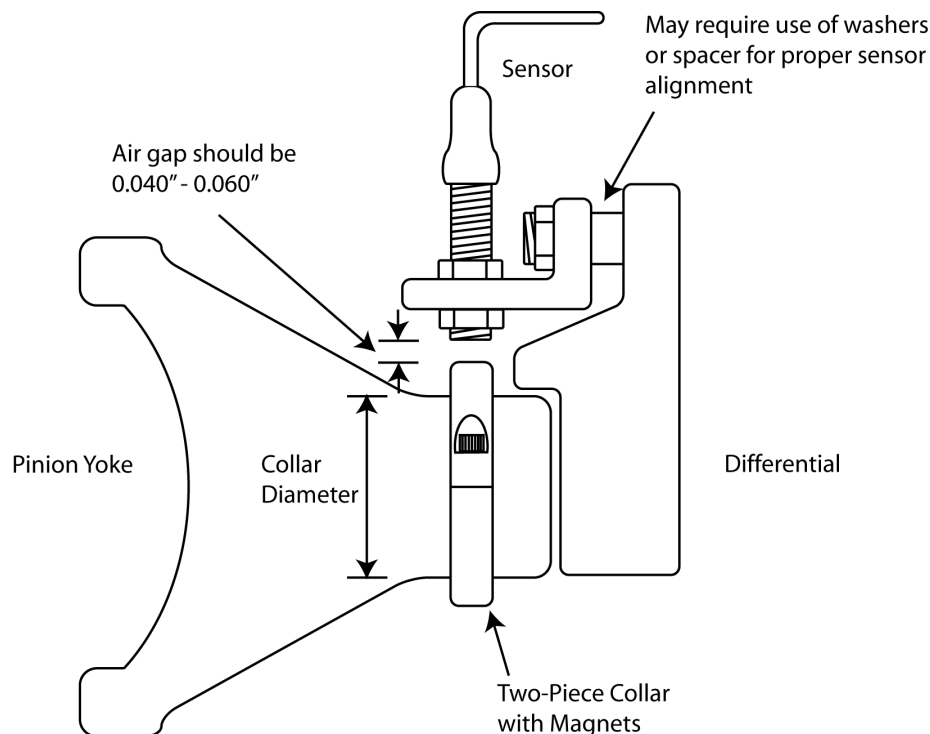
*NOTE: Part Number SNS-5004 is designed for use with the Strange Engineering Ford 9" Ultra Case. It does not include a sensor bracket. It replaces the 3/8"-24 sensor with a 5/16"-24.

If any of the above items are missing, please contact Powertrain Control Solutions.

To accommodate different diameter pinion yokes, various collar diameters are available. These are listed below.

Kit Part Number	Collar Diameter
SNS-5001	2.1875"
SNS-5002	1.875"
SNS-5003 & 04	1.8125"

Installation



Driveshaft Speed Sensor Kit

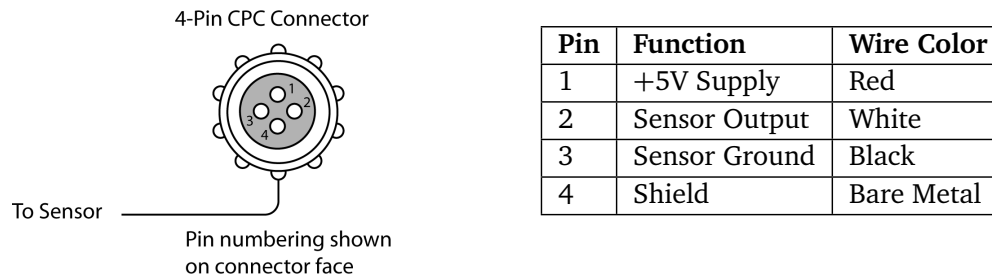
Part #SNS-5001, #SNS-5002, #SNS-5003, #SNS-5004



Electrical Connection

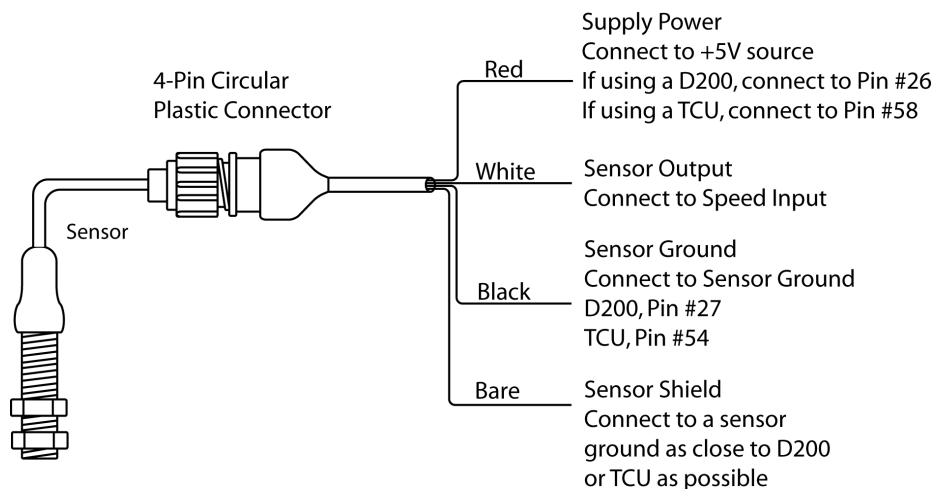
The mate to the speed sensor is a 4-way circular plastic connector. The connector and wires are included with the purchase of a sensor. Additional connection kits are available from PCS.

The pinout of the speed sensor is shown below.



NOTE: The speed sensor contains a 2200-ohm internal pull-up resistor between power supply (Pin 1) and sensor output (Pin 2).

NOTE: The sensor will trigger from either north or south pole magnets.



Replacement Parts

This kit includes everything to measure shaft rotation. If replacement magnets or sensors are needed, they can be ordered with the part numbers shown below.

- Magnet Kit - Part #SNS-5010
- Stainless 3/8"-24 Threaded Body Hall-Effect Omni-Polar Speed Sensor with Internal Pull-up Resistor and two 3/8"-24 Nuts - Part #SNS-5000