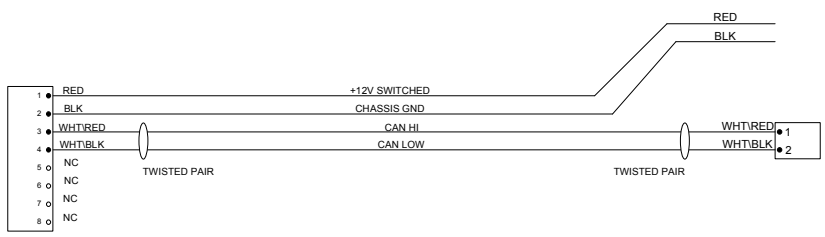
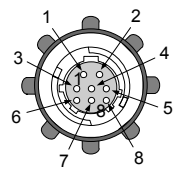


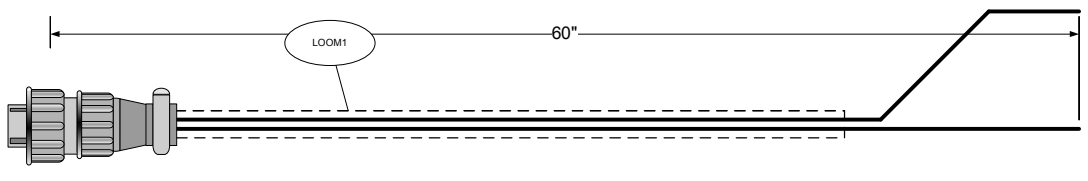
REVISION HISTORY			
LEVEL	DESCRIPTION	DATE	DRN APP



QTY	DESCRIPTION	P/N	NOTES
1	CONNECTOR	CON-0026	
4	TERMINAL	CON-0045	.12,.17
1	BACK SHELL	CON-0002	

QTY	DESCRIPTION	P/N	NOTES
1	CONNECTOR	CON-5050	
2	TERMINALS	CON-5200 (20-18AWG)	2,3
1	WEDGE LOCK	WM-2s	ORANGE

C1 PIN	CIRCUIT FUNCTION	COLOR	GOES TO	NOTES
1	+12 PAD	RED	UNTERM	
2	GND PAD	BLK	UNTERM	
3	CAN H	WHT/RED	C2-1	
4	CAN L	WHT/BLK	C2-2	
5	NC	NC	NC	
6	NC	NC	NC	
7	NC	NC	NC	
8	NC	NC	NC	



COLOR	CIRCUIT FUNCTION	NOTES
RED	+12V SWITCHED	20 AWG .3.09
BLK	CHASSIS GND	20 AWG .3.09

PIN	CIRCUIT FUNCTION	COLOR	NOTES
1	CAN HIGH	WHT/RED	2,3
2	CAN LOW	WHT/BLK	2,3

LOCATION	DISCRIPTION	LENGTH
LOOM1	1/4" BLACK CONVOLUTED LOOM	48"

TXT	COLOR	NOTES
BLK	BLACK	
BRN	BROWN	
RED	RED	
ORN	ORANGE	
YEL	YELLOW	
LT.GRN	LIGHT GREEN	
GRN	GREEN	
LT.BLU	LIGHT BLUE	
BLU	BLUE	
VIO	VIOLET	
GRY	GRAY	
WHT	WHITE	
PNK	PINK	

FULL FILENAME  
 \\PWR2800\PCS\_WORK\PCS PRODUCTS\EGT MODULE\CUSTOMER HARNESS\EGT-4000-001 EGT -- ACCL MODULE CUSTOMER HARNESS.VSD

APPLICABLE STANDARDS  
 • ASME Y14.100-200  
 • ASME Y14.5M-1994  
 • IPC/WHMA-A-620A-CLASS 2  
 • MARK IAW MIL-STD-130.

NOTES  
 1.) WIRE LENGTH TOLERANCE +/- 1/2 INCH  
 2.) WIRE GAUGE IS 20 AWG UNLESS OTHERWISE STATED  
 3.) TAPE ALL LOOM JOINTS UNLESS OTHERWISE STATED  
 4.) TWIST INDICATED WIRES AT LEAST 10-12 TURNS PER FOOT  
 5.) PLACE TAGS NO MORE THAN 2" FROM CONNECTOR. PLACE TAGS FOR UNTERMINATED WIRES NO MORE THAN 2" FROM UNTERMINATED END.  
 6.) WIRE TYPE IS TXL UNLESS OTHERWISE STATED

DRAWN BY: FRED D. DATE: 02/20/2012

COMPANY:  
**POWERTRAIN CONTROL SOLUTIONS**

TITLE:  
**EGT \ ACCL MODULE CUSTOMER HARNESS**

SIZE: C	CUSTOMER DRAWING NO: XXXXX-XXXXX	PCS PART NUMBER: EGT-4000	REV: 001
---------	----------------------------------	---------------------------	----------

DATE: SHEET 1 OF 1