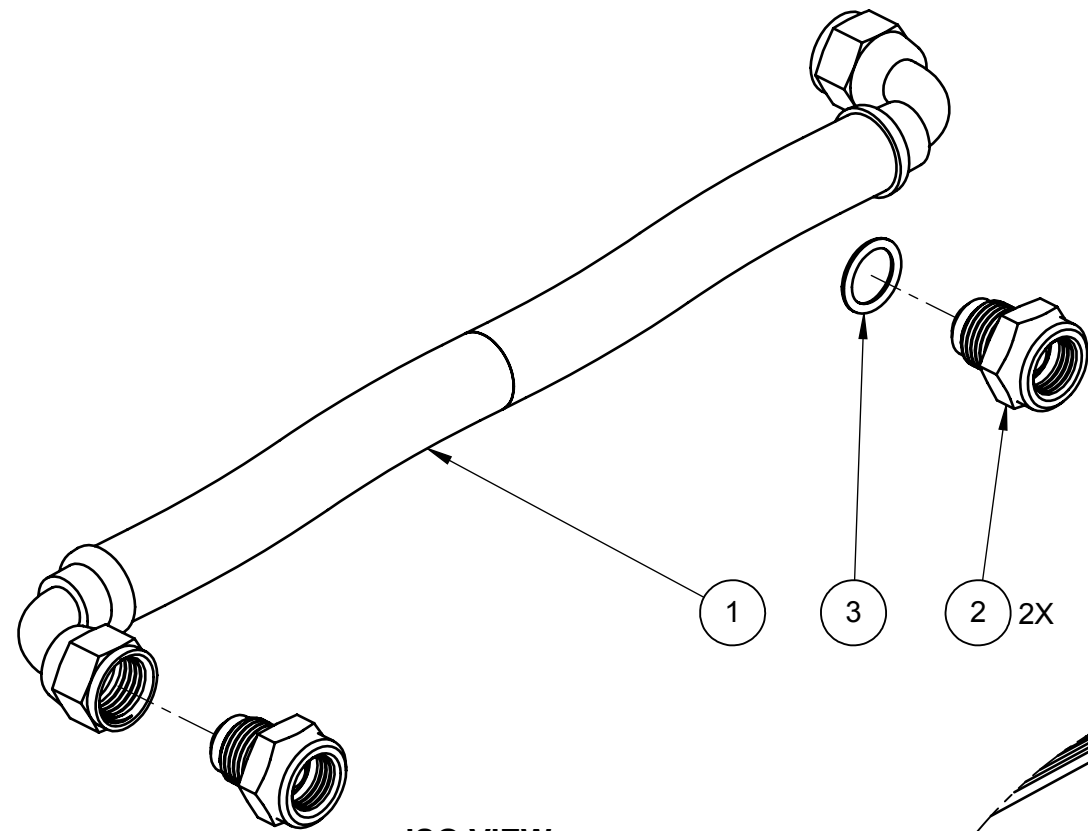


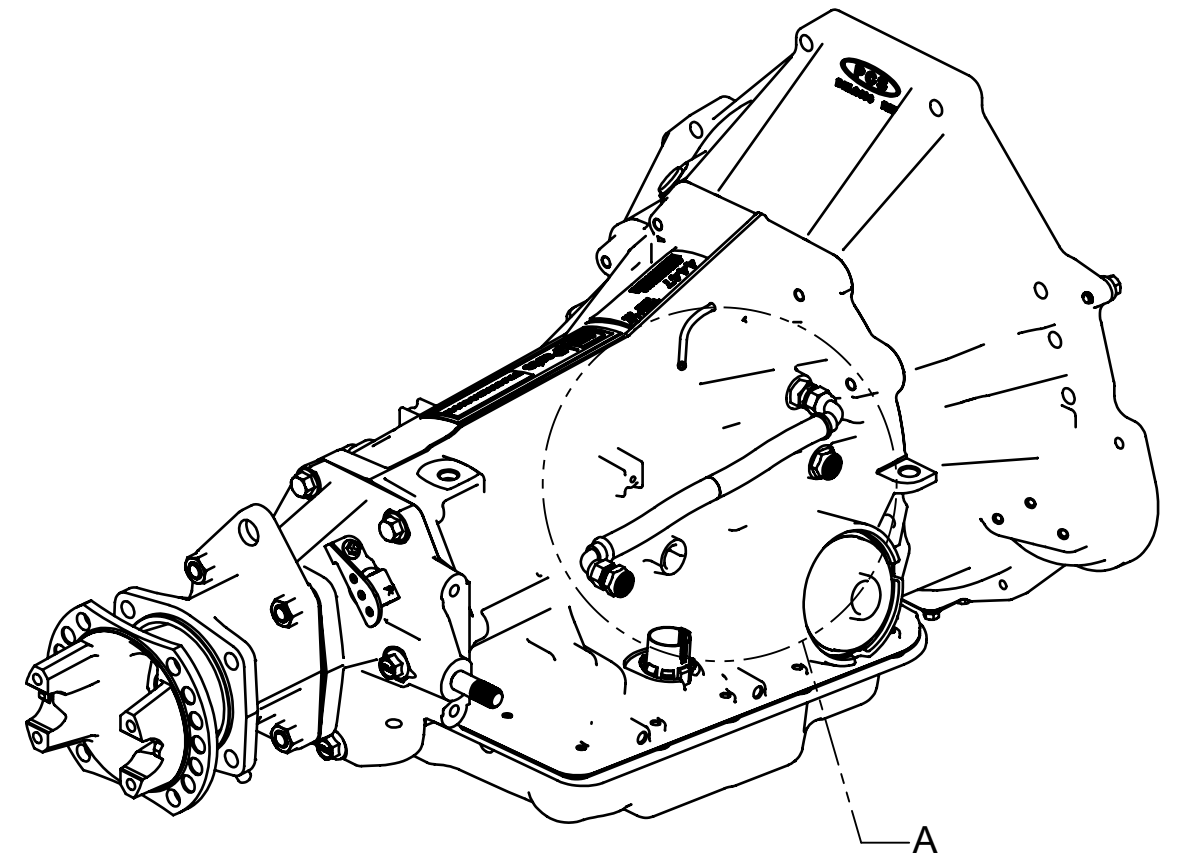
BOM #	DESCRIPTION	PCS PART #	QTY
1	C6 FLEXIBLE COOLER LINE	TRN0223	1
2	#6 AN MALE TO 1/2-20" IF FEMALE	TRN0213	2
3	-906 O-RING	TRN0209	1

NOTES:

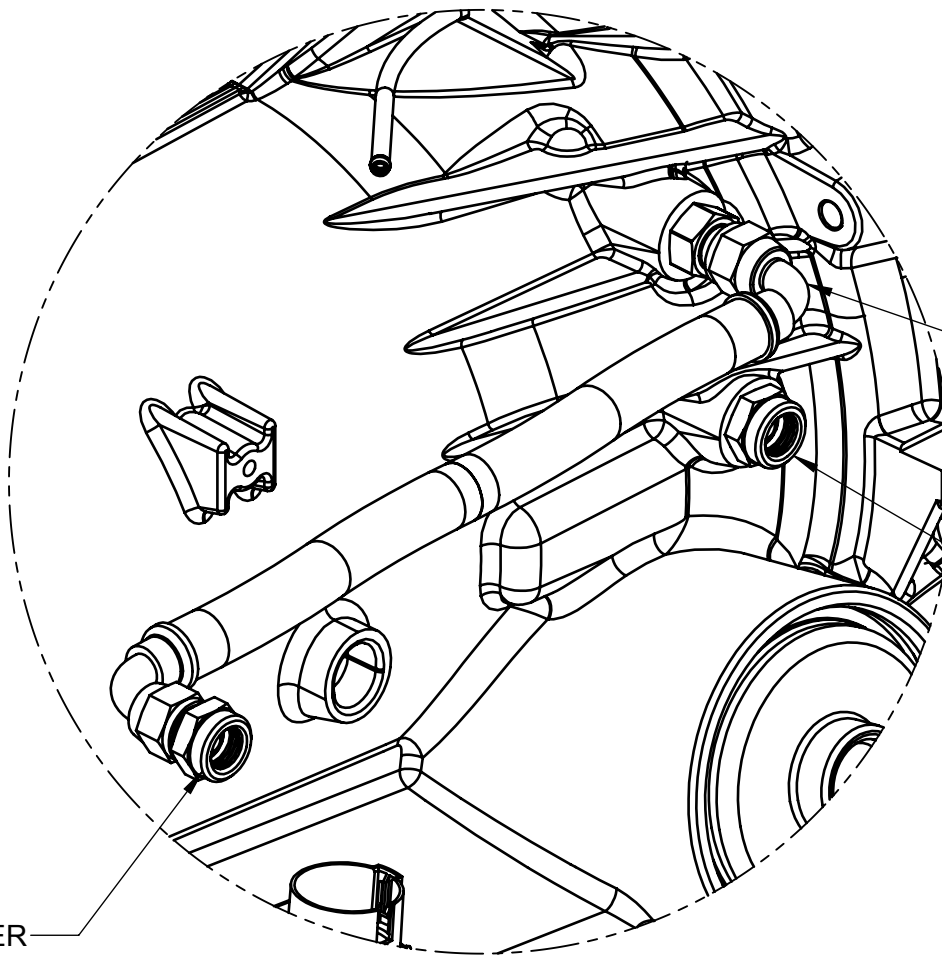
- DO NOT INSTALL ANY DRIVELINE COMPONENTS THAT SHOW MANUFACTURING DEFECTS OR SHIPPING / HANDLING DAMAGES.
- TRN0212 (-6ORB TO -6JIC) FITTING WAS INCLUDED IN EARLY "C6 COOLER LINE KITS" AND IS NOW INCLUDED WITH ALL PCS TRANSMISSIONS.
- ENSURE ALL LINES ARE SECURED PROPERLY IN THE VEHICLE TO PREVENT DAMAGE DUE TO EXCESSIVE VIBRATION DURING OPERATION.



ISO VIEW
EXPLODED
SCALE: 2:3



ISO VIEW
C6 REPLACEMENT TRANS
SCALE: 1:4



DETAIL A
INSTALLED KIT
SCALE: 1:2

FROM COOLER

TO COOLER

FROM COOLER

PROPRIETARY AND CONFIDENTIAL
THE INFORMATION CONTAINED IN THIS DRAWING IS THE SOLE PROPERTY OF PCS. ANY REPRODUCTION IN PART OR AS A WHOLE WITHOUT THE WRITTEN PERMISSION OF PCS IS PROHIBITED.

DIMENSIONS ARE IN INCHES	SCALE: 1:4	SHEET 1 OF 1
--------------------------	------------	--------------

PCS Powertrain Control Solutions
Engineering the future of driveline control

DESCRIPTION		C6 COOLER LINE KIT	
USED ON	NEXT ASSEMBLY	SIZE	DRAWING NO.
		B	TRN7085
DRAWN BY	MFP	8/21/2017	REV
ENG APPR.			2